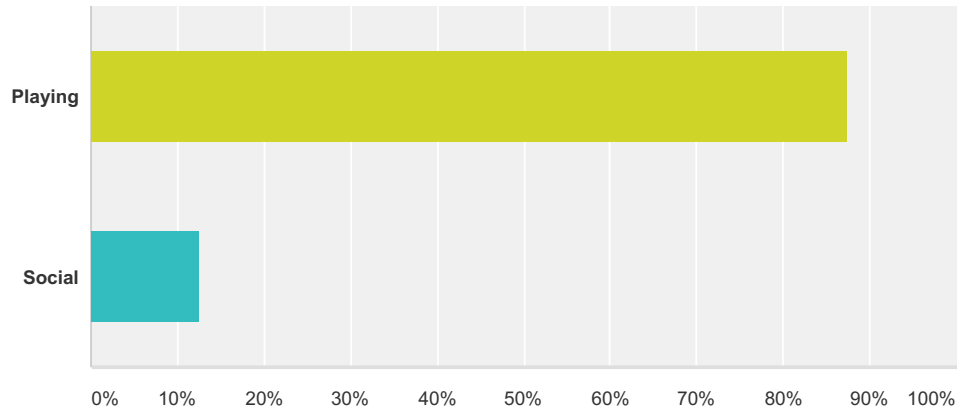


**Q1 Please indicate the type of membership you have at Heworth Golf Club**

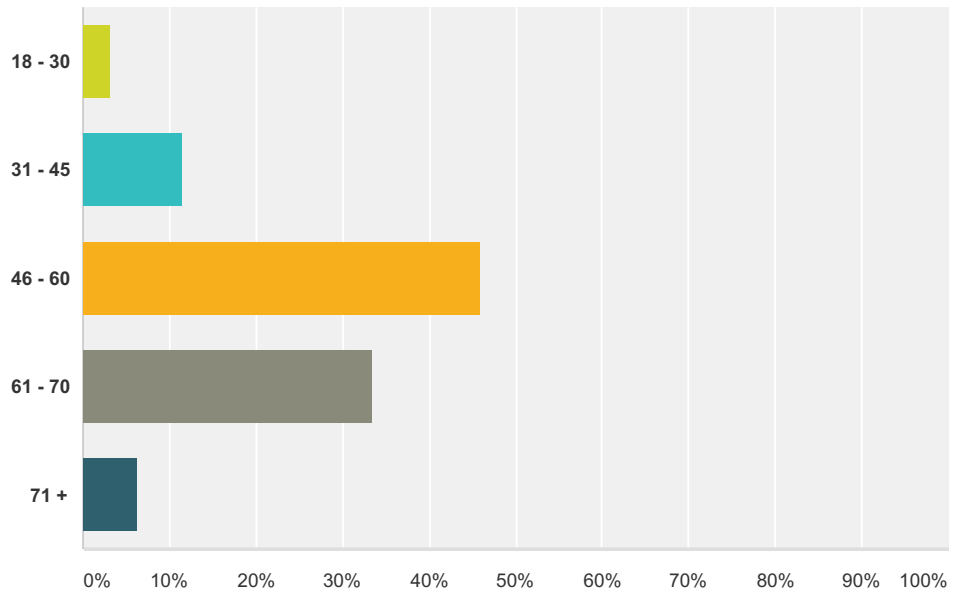
Answered: 96 Skipped: 0



Answer Choices	Responses
Playing	87.50% 84
Social	12.50% 12
<b>Total</b>	<b>96</b>

## Q2 Please indicate your Age Group

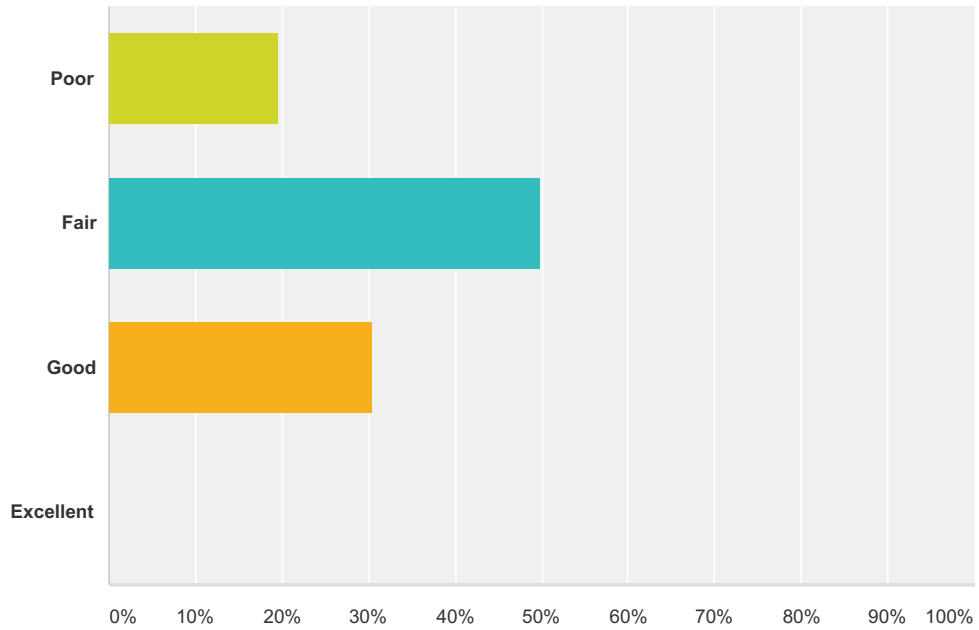
Answered: 96 Skipped: 0



Answer Choices	Responses
18 - 30	3.13% 3
31 - 45	11.46% 11
46 - 60	45.83% 44
61 - 70	33.33% 32
71 +	6.25% 6
<b>Total</b>	<b>96</b>

**Q3 How do you rate the Social provision provided by Heworth Golf Club at the moment?**

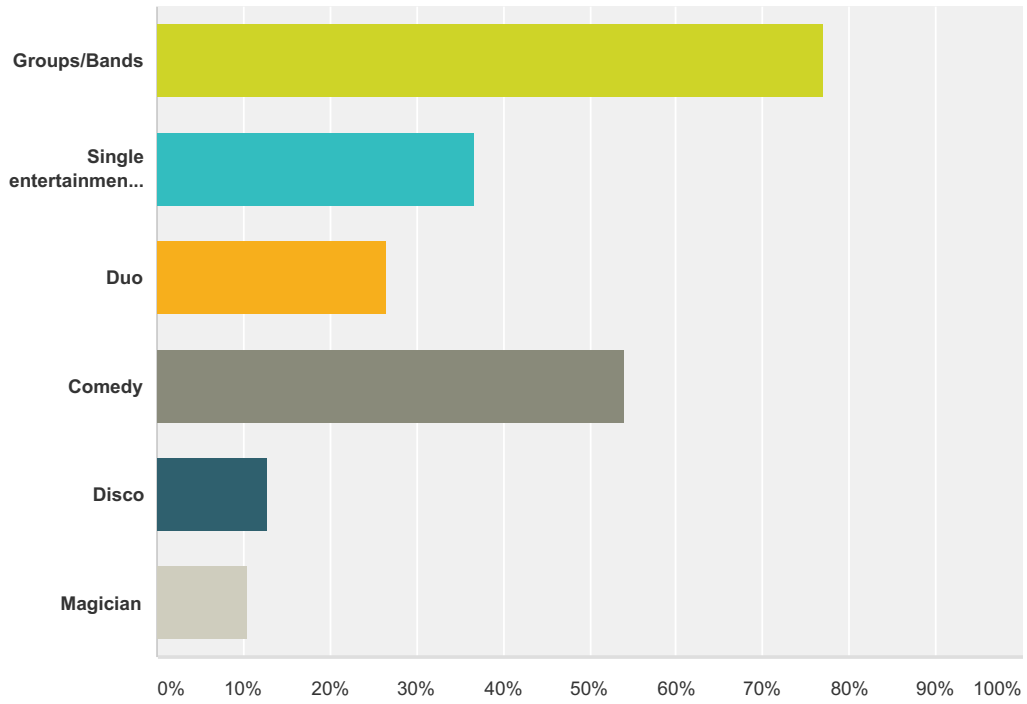
Answered: 92 Skipped: 4



Answer Choices	Responses	
Poor	19.57%	18
Fair	50.00%	46
Good	30.43%	28
Excellent	0.00%	0
<b>Total</b>		<b>92</b>

### Q4 What type of entertainment would encourage you to attend socials at Heworth Golf Club?

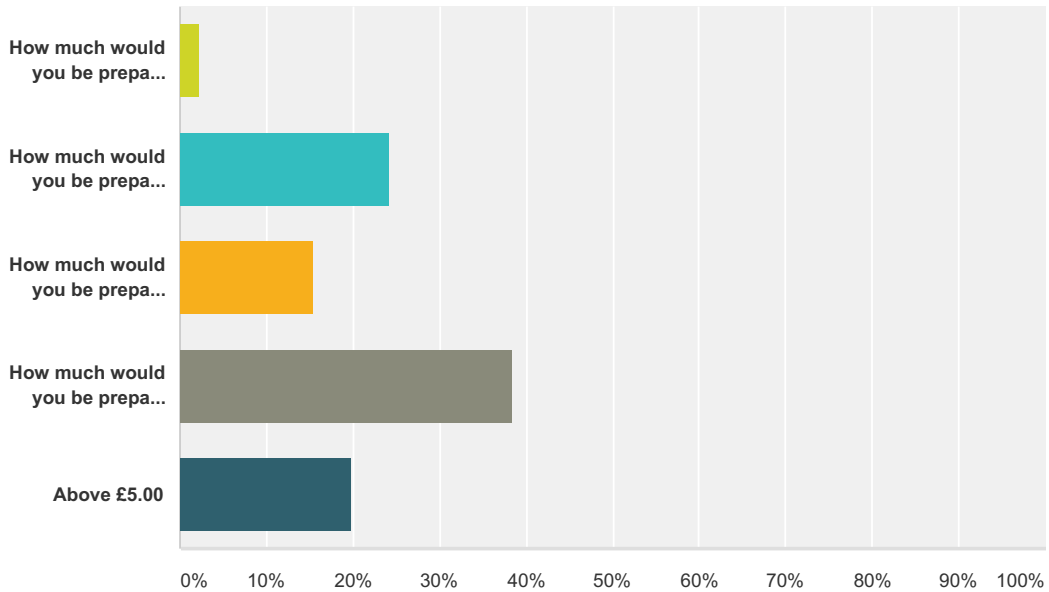
Answered: 87 Skipped: 9



Answer Choices	Responses
Groups/Bands	77.01% 67
Single entertainment (singers)	36.78% 32
Duo	26.44% 23
Comedy	54.02% 47
Disco	12.64% 11
Magician	10.34% 9
<b>Total Respondents: 87</b>	

**Q5 The cost of entertainment is seen to be increasing and the club has tried, over the last few years, to offer most socials as 'free'. However, if we want good quality artists then the club feels it will/may have to charge. It would be hoped that the more you pay for artists, the better the entertainment.**

Answered: 91 Skipped: 5



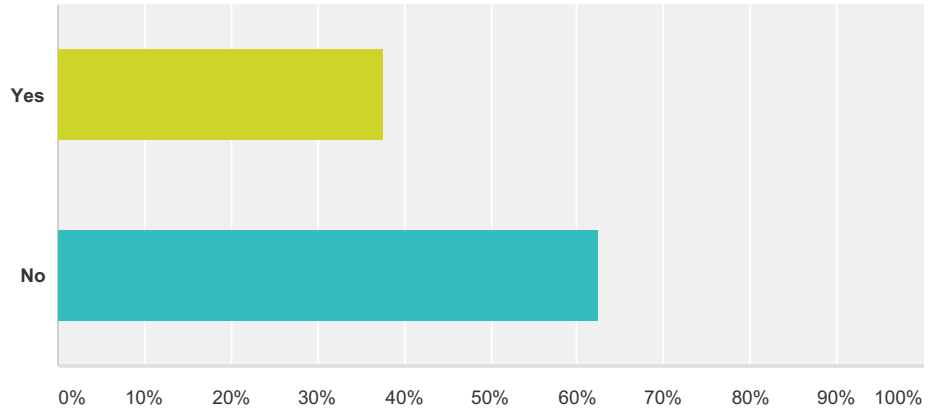
Answer Choices	Responses
How much would you be prepared to pay as a cover charge? £1.00 - £2.00	2.20% 2
How much would you be prepared to pay as a cover charge? £2.50 - £3.00	24.18% 22
How much would you be prepared to pay as a cover charge? £3.50 - £4.00	15.38% 14
How much would you be prepared to pay as a cover charge? £4.50 - £5.00	38.46% 35
Above £5.00	19.78% 18
<b>Total</b>	<b>91</b>

**Q6 If you do not attend socials at Heworth Golf Club, can you give an indication why?**

Answered: 43 Skipped: 53

**Q7 Would you prefer to have some socials where catering was provided? This would increase the cost.**

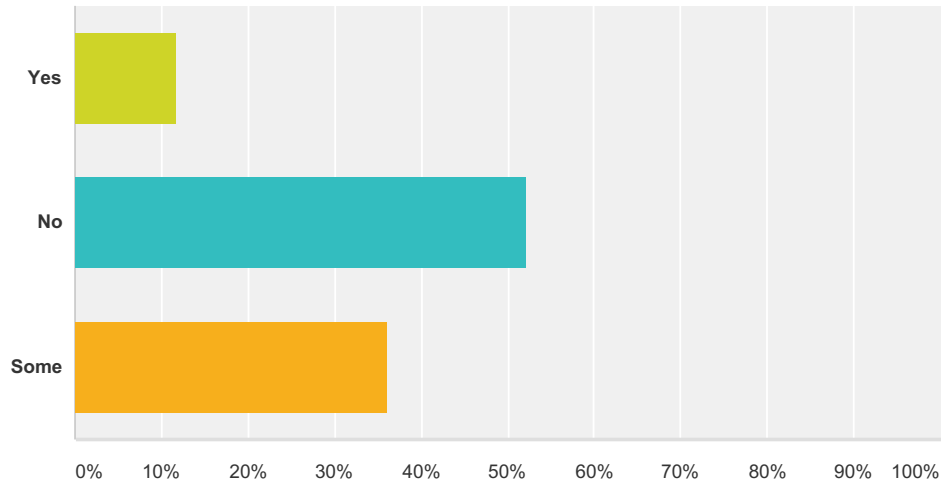
Answered: 93 Skipped: 3



Answer Choices	Responses	
Yes	37.63%	35
No	62.37%	58
<b>Total</b>		<b>93</b>

### Q8 Would you prefer to have bingo played at socials?

Answered: 94 Skipped: 2

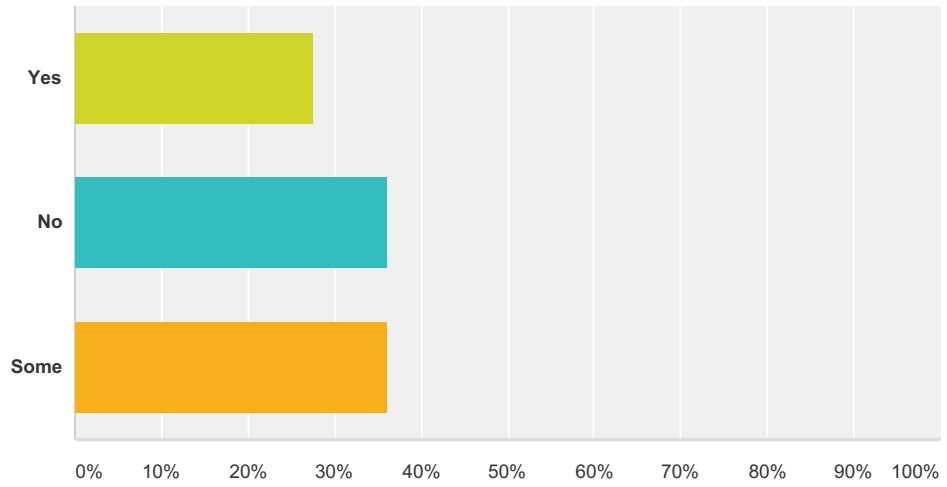


Answer Choices	Responses	
Yes	11.70%	11
No	52.13%	49
Some	36.17%	34
<b>Total</b>		<b>94</b>



### Q9 Would you prefer to have raffles included at socials?

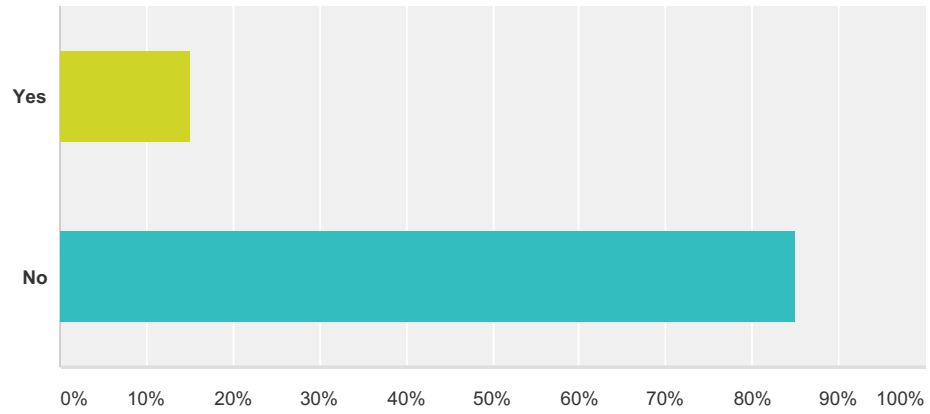
Answered: 94 Skipped: 2



Answer Choices	Responses
Yes	27.66% 26
No	36.17% 34
Some	36.17% 34
<b>Total</b>	<b>94</b>

### Q10 Would you be prepared to help with the Social sub-committee?

Answered: 87 Skipped: 9



Answer Choices	Responses	
Yes	14.94%	13
No	85.06%	74
<b>Total</b>		<b>87</b>

**Q11 Is there anything else we could provide  
at socials to encourage you to attend?**

Answered: 30 Skipped: 66

**Q12 Name and contact details (optional)**

Answered: 37 Skipped: 59

Answer Choices	Responses	
Name	100.00%	37
House name/number	91.89%	34
Address 1	0.00%	0
Address 2	0.00%	0
City/Town	0.00%	0
County	0.00%	0
Post Code	91.89%	34
Country	0.00%	0
Email Address	89.19%	33
Phone Number	0.00%	0